

# Sonix Gas Meters

Sonix 600 and 880

**With its compact size and simple, no-moving parts design, Sonix offers unprecedented levels of accuracy, reliability, and performance available in no other gas meter – all backed by the industry's best warranty.**

Sonix is nothing short of a transformation in gas metering. Unlike diaphragm meters, Sonix completely eliminates moving parts and measures gas flow through proven ultrasonic technology. This fully-electronic platform houses extensive diagnostic capabilities and highly accurate temperature correction right in the meter without requiring additional, bulky equipment. What's more, its compact size drastically reduces installation and labor costs and space requirements.



## Specifications

General		
Meter Type	Single path ultrasonic	
Connections	Sonix 600: 1-1/4" NPT Male, 20 Lt, 30Lt, 45Lt, 1A Spg., #2Spg., #3Spg.	
	Sonix 880: 30Lt, 45Lt, 60Lt, 1A Spg., #2Spg., #3Spg., #4 Spg., 1-1/2" FTP, 2" FTP	
Configuration	Top in / top out, 6" center	
Mounting	Connections "up" preferred	
MAOP	20 psig	
Temperature Range	-30° to +130°F ±1% correction	
Temperature Range	-30° to +150°F ambient	
Gas Application:	Clean, dry natural gas insensitive to liquid, particulate, and freezing; gases with specific gravity between 0.6 (Natural Gas) and 1 (air)	
Flow Conditioning	No filter/flow conditioning required	
Rangeability	Sonix 600	Sonix 880
Capacities	ΔP of 0.5" w.c.	
	600 cfh	880 cfh
	24:1 (±1%: 25 - 565 cfh)	22:1 (±1%: 40 - 880 cfh)
	100:1 (±2%: 6 - 25 cfh)	110:1 (±2%: 8 - 40 cfh)
	ΔP of 2.0" w.c.	
	1130 cfh	1625 cfh
45:1 (±1%: 25 - 1130 cfh)	40:1 (±1%: 40 - 1625 cfh)	
193:1 (±2%: 6 - 25 cfh)	203:1 (±2%: 8 - 40 cfh)	
Low Flow Cutoff	0.21 cfh	0.21 cfh

## Features

Warranty	15 years meter; 10 years battery
Diagnostics	Meter health, tampering, reverse flow and air in the meter
Temperature Compensation	Internal thermistor
Pressure Compensation	Programmable fixed factor
Mechanical parts	None
Proof Verification	Sonic nozzle provers
Data logging	Hourly for 60 days

## Communications

Optical Reading Port	Requires optical probe and SONIXCOM software
Pulse Type	Form A
Pulse Duration	50ms
Pulse Rate	User scaleable 1 or 10 cu ft/pulse; 100 or 1000 cu ft/pulse or liter/pulse
AMR Type	Any Form A pulse collector

## Regulatory Standards/Approvals

Safety	CSA C22.2 No 213-M1987, First Edition: Non-incendive Electrical Equipment for Use in Class I, Div.2 Hazardous Locations
	UL1604, Third Edition, Rev. 2/3/04: Electrical Equipment for Use in Class I and Class II, Div. 2, and Class III Hazardous Classified Locations
Metrology	Measurement Canada AG-0514 to PG-6-06

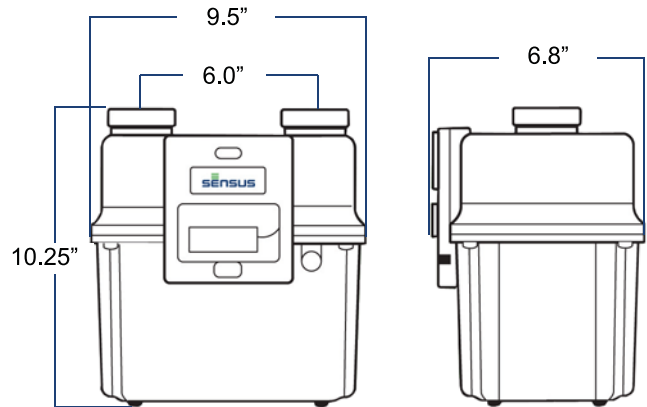
# Sonix Gas Meters

Sonix 600 and 880

## Specifications

### Physical and Power

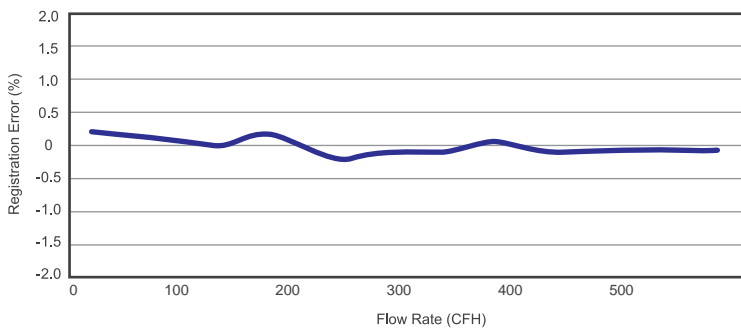
Display	3/8" LCD index; 4, 5, or 6 digits with 3 digit alarm/high resolution index
Case	383 aluminum alloy
Dimensions	10.25" x 9.5" x 6.8"
Weight	12 Lbs.
Voltage	3.6 vDC
Battery	Field replaceable single "D" cell lithium thionyl chloride
Flash memory	Permanent information retention without power



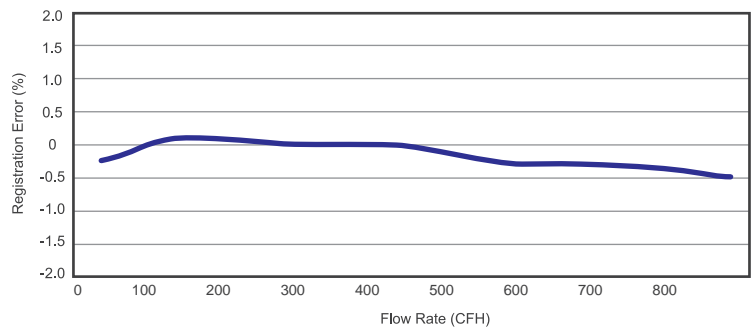
For pulse output version the recommended clearance required at the back of the meter for the output cable is 4.14 inches from the center line of the gas connections

## Proof Curves

### Sonix 600

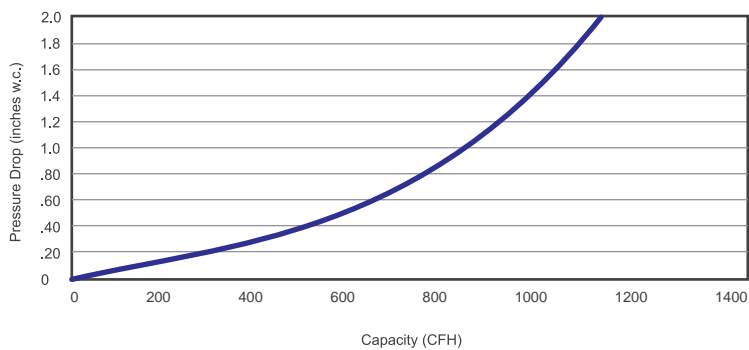


### Sonix 880

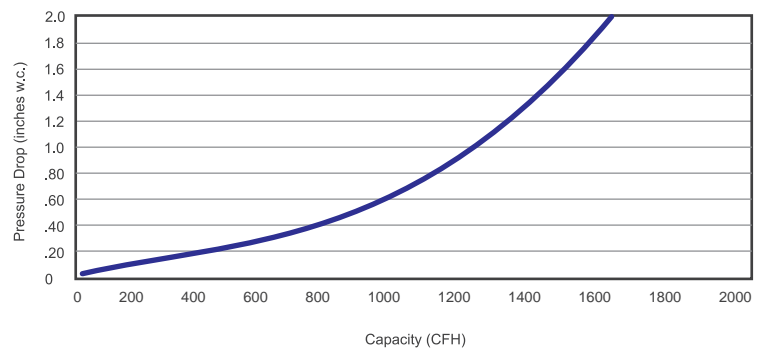


## Capacity Curves

### Sonix 600



### Sonix 880



For more information, visit us at [sensus.com/gas](http://sensus.com/gas)

© 2011 Sensus USA Inc. The Sensus logo is a registered trademark of Sensus.

805 Liberty Boulevard  
DuBois, PA 15801  
1-800-375-8875

